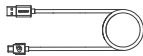


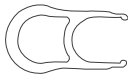
User Manual



Keyboard x1



Cable x1



Key cap puller x1



User manual x1

Physical specification

Keyboard type: 68 keys

Connection way: wired + BT

Working distance: $\leq 10\text{m}$ (wireless mode)

Keypad: ABS with screen printing characters

Cable length: 1.8 meters

Switch: Kailh low profile switch - above 50 million clicks

Weight: $430 \pm 10\text{g}$ (Not include cable)

Dimension: $310 \times 111 \times 33\text{mm}$

Electrical specification

Key conflict: N-key rollover

Battery: built-in lithium battery - 2000 mAh (31 days without backlight; 6 days with backlight)

Charging time: approx. 6~9 hours

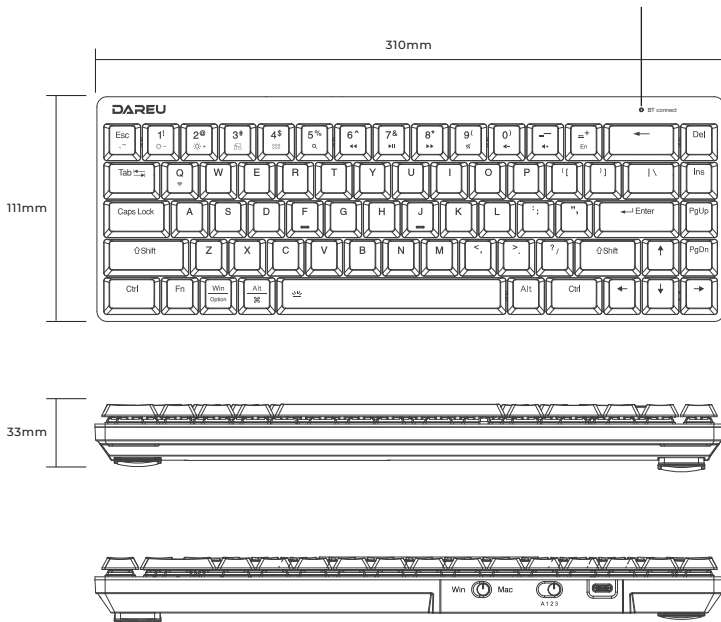
Working voltage: 4.75 - 5.25V (wired mode) ; 3.3 - 4.2V (wireless mode)

Working current: wired: $\leq 20\text{mA}$ (no backlight); $\leq 150\text{mA}$ (max backlight)

BT: $\leq 16\text{mA}$ (no backlight); $\leq 80\text{mA}$ (max backlight)

Compatibility: Windows XP/ Win 7/Win 8/Win 10, Mac OS


Red light flashes when battery voltage is lower than 15%.





Channel A : Wired
Channel 1/2/3 : BT mode

Wired: plug and play



Wireless: BT connect



Channel 1/2/3 : BT mode

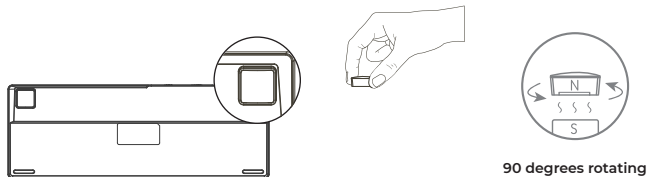


Support multiple platforms

- 1- Switch button to 1, or 2, or 3;
- 2- Turn on the device BT and search keyboard;
- 3- Pair and connect.

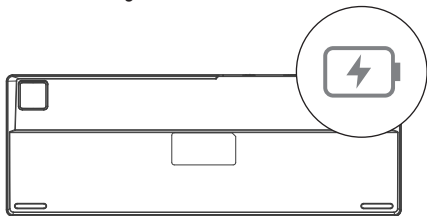
*If can't search the keyboard or want to connect to another devices, press Fn+Q keys for 5 seconds, the indicator light flashes quickly. Then pair it up.

Adjustable magnetic keyboard feet









It will make keyboard higher for 3.5mm by taking keyboard feet out and rotating it by 90 degrees.





2000mAh lithium battery built inside
















Windows operation system

Win  Mac = Windows / Mac switching

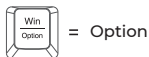
 +  = Volume+  +  = Volume-  +  = Mute

 +  = Screen+  +  = Screen-

 +             

FN+Esc=`	FN+1=F1	FN+2=F2	FN+3=F3	FN+4=F4	FN+5=F5	FN+6=F6
FN+7=F7	FN+8=F8	FN+9=F9	FN+0=F10	FN+"-`=F11	FN+"="`=F12	

MAC operation system



*Should set the MacBook first: System Preferences - Keyboard - check this option "Use F1, F2, etc. keys as standard function keys"



Fn+5=Search	Fn+6=Previous	Fn+7=Play / Pause	Fn+8=Next
Fn+9=Mute	Fn+0=Volume-	Fn+"_"=Volume+	Fn+"="=Switch input method

Adjust backlight



Download the driver from DAREU website if needed.

*Pictures are for reference only, please log in: www.dareu.com to learn more.

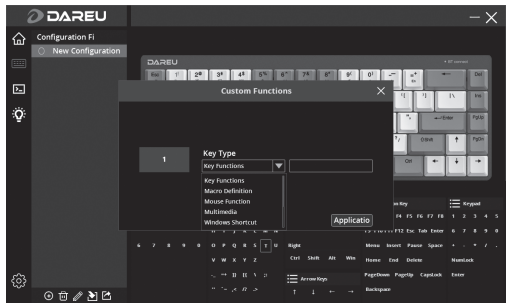


1

Driver interface

2

Marco interface



EK868

Dongguan Togran Electronics Technology Co., Ltd
Add: No.262 Shidan Rd, 3rd Industrial Park, Juzhou Area,
Shijie Town, Dongguan City, China 523290

Tel.: +86 769 8630 8806 Fax: +86 769 8630 8826
Email: Info@dareu.com CS@dareu.com
Web: www.dareu.com